



WEIGHT WRANGLER

★ MOBILE AND PORTABLE ★
LIVESTOCK SCALES



MOBILE AND PORTABLE LIVESTOCK SCALES

- ★ Completely Self-Contained NTEP Legal-for-Trade Mobile Animal Weighing
- ★ Mobile Scales with Wheels and Also Portable Scales with Lower Frame for Transport
- ★ Includes Weight Indicator, Ticket Printer, and Battery
- ★ Weigh Groups of Cattle up to 15-20 Head at a Time (20,000-lb Capacity)
- ★ High-Quality Composite Flooring for Livestock Stability and Assurance

★ MOBILE AND PORTABLE LIVESTOCK SCALES ★

Enclosed scale includes two standard gates (your choice of gate opening hinge pin locations, specified at time of order)

Cattle blind so the operator doesn't upset livestock while operating the scale during the weight transaction

Durable steel cattle pens with UV-protected, baked-on tan powder paint

Low deck height of only 6 inches when in weighing mode

12-volt battery pack included (recharged by towing vehicle)

Weatherproof mobile weighing center (indicator and printer) is mounted to the exterior of the livestock pen

Extra storage shelf in indicator/printer cabinet for spare ticket rolls or EDI reader wand

Battery box and weight indicator cabinet feature toolbox latches to properly secure the lids and doors


HIGH-QUALITY COMPOSITE FLOORING

- ★ Predefined floor plank seams in the scale deck prohibit debris from compiling underneath.
- ★ High under-frame clearance (helpful in maneuvering through bumpy field terrain).
- ★ USA-made load cells easily accessible via side access panel.
- ★ High-quality composite flooring for livestock stability and hoof-gripping assurance.
- ★ All USA-made product: livestock scale, load cells, and weight indicator.



SELF-CONTAINED DESIGN

Cardinal Scale's USA-made mobile and portable Weight Wrangler group animal scales provide a self-contained NTEP legal-for-trade weighing system that can be used on any firm surface with up to a 5% grade. The livestock scales include an integral air pump to easily lift and lower the trailer's air bag suspension. The rubberized component deck and steel cattle pen enclosure with dual gates are all suspended at four points within a mobile base frame.



CARDINAL SCALE'S MOBILE WEIGHING CENTER:

- ★ Calculates Shrink Loss for Livestock Group
- ★ Displays Current Head Count, Gross Weight, and Average Weight
- ★ Also Displays Previous and Total Head Count, Gross Weight, and Average Weight
- ★ Displays Transaction Number and Transaction Shrinkage
- ★ Printable Report Summarizing Above Information per Transaction
- ★ Inclinator Detects Scale Angle to Determine if Angle is Out of Acceptable Tolerance for Weighing
- ★ Weight Indicator Displays Current Tilt Angle (blanks out if out of NTEP tolerance)
- ★ Comes With USB Port to Store Transactions on Portable USB Drive
- ★ Transactions Stored on USB Drive May Be Summarized for Printing

Cardinal Scale's USA-made legal-for-trade 225 digital weight indicator, USB drive port, and CTP-1 ticket printer combine in the weatherproof, outdoor enclosure of the Weight Wrangler's mobile weighing center.

225 ¹ CAL lb G			Trans #: 1 Shrink: 2.50%
Last : 2	Current: 3	Total: 6	
Gross: 400	Gross : 600	Gross: 1250	
Avg : 200	Avg : 200	Avg : 208	
WEIGH	SHRINK	FINISH	REPRINT

Livestock weighing transaction results are all displayed on the easy-to-read, transfective LCD screen that remains highly visible, even in direct sunlight.

USER FRIENDLY OPERATION

Lowering the scale into weighing mode after transport is easy and can be quickly done by one person. For the mobile models, pull the safety locking pins for transport mode, pull the pin on the tongue to split apart the two arms on the front of the scale, turn the air purge valve to release the air from the airbags and lower the scale, and then rotate the weighbridge lifting handle inward at each corner.




StableSENSE®

DIGITAL FILTERING

Cardinal Scale's USA-made weight indicators feature StableSENSE® digital filtering that filters the weight signal to produce a stable weight display in spite of motion on the scale platform due to animal movement.

The Weight Wrangler's mobile weighing center includes an inclinometer that eliminates the need to recalibrate the scale after transport. The self-contained scale provides legal-for-trade weights in multiple locations with up to a 5% tilt angle (maximum allowed by NTEP) in any direction.



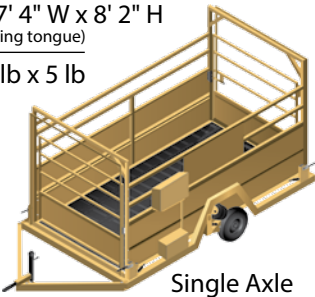
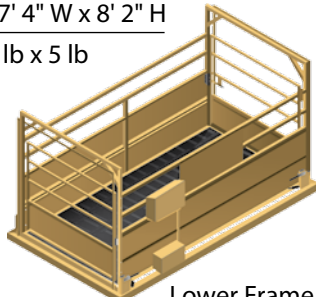
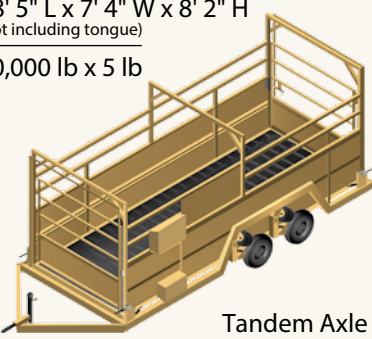
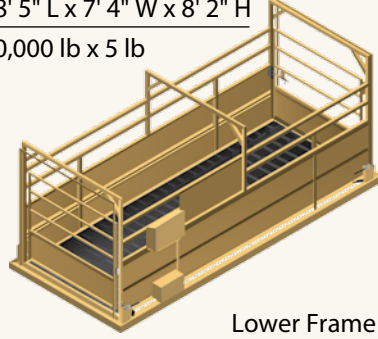


★ MOBILE AND PORTABLE ★
LIVESTOCK SCALES

LIVESTOCK WEIGHING SOLUTIONS



Cardinal Scale's USA-made Weight Wrangler scales come in four types (listed below) and meet the demands of multi-site livestock weighing.

	MOBILE	PORTABLE
CAPACITY	LSM1513-MWC225P 13' L x 7' 4" W x 8' 2" H (not including tongue) 15,000 lb x 5 lb  Single Axle	LSP1513-MWC225P 13' L x 7' 4" W x 8' 2" H 15,000 lb x 5 lb  Lower Frame
	LSM2018-MWC225P 18' 5" L x 7' 4" W x 8' 2" H (not including tongue) 20,000 lb x 5 lb  Tandem Axle	LSP2018-MWC225P 18' 5" L x 7' 4" W x 8' 2" H 20,000 lb x 5 lb  Lower Frame



Each Weight Wrangler model listed here includes weight indicator, ticket printer, and battery.

OPTIONAL:

Collector Panel Mount Bow (qty. 1)
Horse Risers
Dual Latch Gate
Towing Light Kit

Cardinal Scale reserves the right to improve, enhance or modify features and specifications without prior notice. All registered trademarks are the property of their respective owners.

SOLD BY:

Cardinal
Cardinal Scale Manufacturing Co.
203 E. Daugherty, Webb City, MO 64870 USA

Pb: 417-673-4631 or 800-441-4237 • Fax: 417-673-2153

www.CardinalScale.com

Mobile: m.cardinalscales.com