

Enduro Extreme

Washdown Checkweigher



Enduro Base COC# 11-083
X320 COC# 11-050

CAS

www.cas-usa.com

Enduro Extreme | Washdown Checkweigher

Enduro Extreme

Increase productivity and reduce long term cost of ownership with the most dependable indicator & platform available.

Versatile

Choose from a wide variety of CAS ENDURO EXTREME checkweighers with sizes from 10" x 10" to 15" x 15" and capacities from 2 lbs to 200 lbs.

Field Proven/Time Tested


From heavy washdown in meat, poultry, and seafood to tough industrial jobs, the CAS ENDURO EXTREME is the choice of scale professionals.

*1000's of these platforms & indicators
have been performing **day in/day out**
in harsh, industrial, washdown applications*

1000% Overload

- Enduro Extreme platforms offer overload protection when excessive weight **up to ten times capacity** is placed on the scale.
- Four (4) shock absorbing springs provide unparalleled positive overload protection. When overloaded or shock loaded, the load cell spider assembly is simply checked on the lower frame, preventing load cell abuse.
- For 12" x 12" and 15" x 15" bases, heavy duty static overload bolts provide added load cell protection even in the most demanding conditions.
- For added protection, all CAS Enduro bases are supplied with an integral load cell mechanical stop located directly underneath the load cell.

Easy Cleaning & Sanitizing



Built with 304 Stainless Steel, the Enduro's open corners and access/drain holes ensure ease of cleaning and sanitizing.

The X320 Indicator...

Unlike stainless steel, the X320's high tech composite enclosure does not heat up or cool down quickly when subjected to temperature changes or exposure to high temperature washdown and sanitizing.

- Constructed of food grade, chemical resistant, non-condensing *high tech composite alloys*.
- *Impervious to detergents and cleaning chemicals* typically used in washdown and sanitizing applications.

Virtually Indestructible!

- Designed to withstand high pressure and high temperature water cleaning to 1450 psi and 176°F/80°C.
- Certified to withstand *submersion in over 6 feet of water for 1 hour*.
- **Impact Resistant** – designed to *withstand being dropped from almost 4 feet (1.2 meters)*

The Enduro Extreme X320 indicator's IP69K rating provides the industry's highest environmental protection rating available!

- A unique 4 mm thick single piece front housing, a double O ring 2 stage compression seal, and ENCAPSULATED circuitry keep electronic components dry.



Enduro Extreme | Washdown Checkweigher

Capacitive Technology

There are no exposed electronics, no moving parts to wear out, no mechanical switches, and no glued membrane to fail. The CAS X320 simply senses the operator's touch. For operator's convenience, status annunciators provide a visual indication of all keypad entries.



Total Protection

*Virtually knife & scissor proof...
Perfect for checkweighing
& trimming applications*

Easy to use & easy to read




Use the LCD backlit display for weight only data or configure both the weight display and color coded **Under** • **Pass** • **Over** annunciators to simply notify the operator if the product being weighed is in tolerance.

CASLink Innovation

In addition to front panel configuration capabilities, a magnetically coupled infrared connector provides a convenient laptop connection for simplified setup when using CASLink, a PC configuration tool.

CASLink enables convenient setup, transfer of configuration and calibration parameters, and simple downloading of software upgrades without opening the indicator and jeopardizing the integrity of its water tight seal!



Connectivity & Traceability

The Enduro Extreme is designed to function as a stand alone scale, scale/printer workstation, or as part of a data collection solution. The unit can be utilized in a wired or wireless networked environment.

CAS ENDURO EXTREME bases are built tough to provide the very best in shock and static overload load cell protection.

Enduro Extreme | Washdown Checkweigher

FEATURES

High Tech Composite Alloy - Rated IP69K/IP68		●
Power	AC	●
	DC: 12V battery pack (rechargeable NiMH) - 50 hr battery life (approx 5 hr recharge time)	○
LED backlit LCD with six 20mm (.8") high digits w/units & annunciators		●
Assignable Function Keys		●
Configurable - Annunciators and weight display		●
Product Storage Up to 5 IDs - Reflash Memory		○
Setup & Calibration	Front Panel	●
	PC Software (CASLink)	○
Digital Filtering Settings		7
Units	Switchable: lb/oz/grams	●
	Fixed: lb/oz/kg/g/ton	●
Communication Port(s)	One (1) bidirectional RS232 output	●
	Two (2) full duplex RS232 outputs	○
	RS485 (Item #C0080)	○
	Wired Ethernet (Item #C4221)	○
	Wireless Ethernet	○
	20mA (Item #C0081)	○
Modes	Bluetooth (Item #C0200)	○
	Counting	●
	Totalizing	●
	Peak Hold	●
Manual Hold	Manual Hold	●
	Inputs	●
	3 Isolated High Side Drive Outputs / (400mA @ 12-24 VCD)	●
	Time/Date	●
Configurable Sleep Mode	Configurable Sleep Mode	●
	Configurable Back Light Settings	●
	Basic Custom Printing	●
	Columns - 304 Stainless Steel	●
12 Inch Column	12 Inch Column	●
	18 Inch Column	○

● - Standard ○ - Optional

PLATFORM SPECIFICATIONS

Resolution	Class III 5,000 divisions
Construction	304 Stainless steel platter, base, springs, & spider
Load Cell	Standard - Anodized aluminum, IP66 rated Optional - Stainless steel load cell, IP66 rated
Output	2mv/V standard, full scale
Overload	1000% minimum 5 overload stops 4 "Quad Spring" shock absorbers Heavy duty static overload bolts (12" and 15" bases)

Model	Platform Size	Capacity			
			Commercial	Non-Commercial	
EX-10002* *Non-NTEP	10" x 10" x 2"	2	-	2 x 0.0005 lbs	
			-	1 x 0.0002 kg	
			-	32 x 0.01 oz	
EX-10005		5	5 x 0.001 lbs	5 x 0.0005 lbs	
			2.5 x 0.005 kg	2.5 x 0.002 kg	
			80 x 0.02 oz	80 x 0.01 oz	
EX-10010		10	10 x 0.002 lbs	10 x 0.001 lbs	
			5 x 0.001 kg	5 x 0.0005 kg	
			160 x 0.05 oz	160 x 0.02 oz	
EX-10025		25	25 x 0.005 lbs	25 x 0.002 lbs	
			10 x 0.002 kg	10 x 0.001 kg	
			400 x 0.1 oz	400 x 0.05 oz	
EX-10050		50	50 x 0.01 lbs	50 x 0.005 lbs	
	25 x 0.005 kg		25 x 0.002 kg		
	800 x 0.2 oz		800 x 0.1 oz		
EX-12050	12" x 12" x 3"	50	50 x 0.01 lbs	50 x 0.005 lbs	
25 x 0.005 kg			25 x 0.005 kg		
800 x 0.2 oz			800 x 0.2 oz		
EX-12100		100	100 x 0.02 lbs	100 x 0.01 lbs	
			50 x 0.01 kg	50 x 0.005 kg	
EX-15050	15" x 15" x 3"	50	1600 x 0.5 oz	1600 x 0.2 oz	
			50 x 0.01 lbs	50 x 0.005 lbs	
			25 x 0.005 kg	25 x 0.002 kg	
		EX-15100	100	800 x 0.02 oz	800 x 0.1 oz
				100 x 0.02 lbs	100 x 0.01 lbs
50 x 0.01 kg				50 x 0.005 kg	
EX-15200		200	1600 x 0.5 oz	1600 x 0.2 oz	
			200 x 0.05 lbs	200 x 0.02 lbs	
			100 x 0.02 kg	100 x 0.01 kg	
			3200 x 1 oz	3200 x 0.5 oz	

APPROVALS

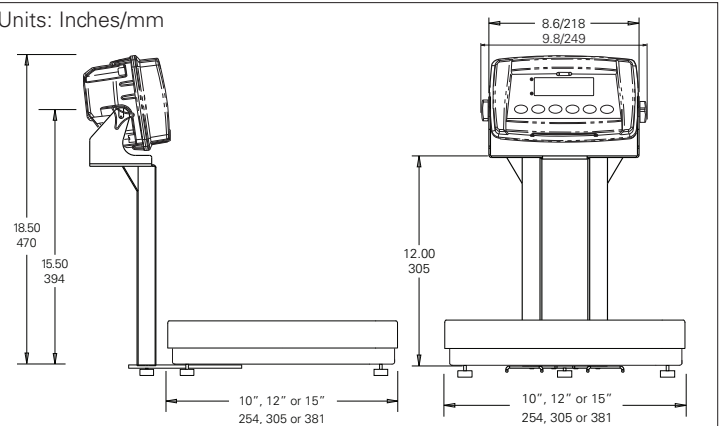
Enduro Base COC#: 11-083 X320 COC#: 11-050

OPTIONS

18" Column, Desk/Wall Mount Accessory, Stainless Steel Load Cell

DIMENSIONS

Units: Inches/mm



99 Murray Hill Parkway • East Rutherford, NJ 07073
TEL: (201) 933-9002 • FAX: (201) 933-9025 • <http://www.cas-usa.com>
Specifications are subject to change for improvement without prior notice.

