




**4x4 & 5x5
Models**

HFS Series

Floor SCALE



Applications:

Industrial Applications • Shipping/Receiving • Material Handling

CAS
S • C • A • L • E

www.cas-usa.com

HFS Series Floor Scale

Features

- 2 sizes (4x4 & 5x5) and 2 capacities (5K & 10K)
- .25" Anti-skid diamond plate deck
- 150% overload protection
- Top access adjustable feet
- Eye bolt hole allows ease of set-up and moving
- Side access junction box
- Cable length: 16 ft
- Double shielded load cell cable
- Four environmentally sealed NTEP approved load cells
- Legal for Trade - COC# 07-022
- Options
 - Access Ramp
 - 48 x 36 x 3.5
 - 48 x 48 x 3.5
 - 60 x 36 x 3.5
 - 60 x 48 x 3.5
 - CI-2001 A/B & AS/BS Indicators



Optional CAS Indicators

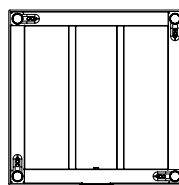


With its easy to use **Quick Connect Cable**, quickly hook up your HFS Floor Scale to a CAS CI-2001A/B Series Indicator.

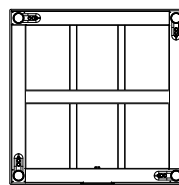
Tubular Steel Beam Technology used in the HFS Scale, produces a floor scale of uncompromising strength. Weighs one-third less than other low profile floor scales and still provides 150% overload protection!

Specifications

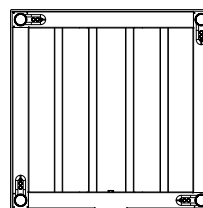
Model	Capacity	Dimension	Ship Weight
HFS-405	5,000 x 1 lb	48 x 48 x 3.5	290 lb
HFS-410	10,000 x 2 lb		330 lb
HFS-505	5,000 x 1 lb	60 x 60 x 3.5	365 lb
HFS-510	10,000 x 2 lb		420 lb



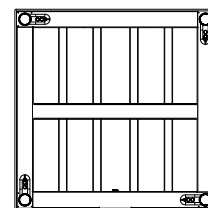
HFS-405



HFS-410




HFS-505





HFS-510

Bottom View



Side View

Junction Box



Optional Ramp



Quick Connect Cable

Shielded Cable



CAS USA Corporation Corporate Office

99 Murray Hill Parkway
East Rutherford, NJ 07073
Tel: (201) 933-9002
Fax: (201) 933-9025
<http://www.cas-usa.com>



Central Carolina Scale, Inc
Sanford, NC Call (919) 776-7737
<http://www.centralcarolinascale.com>

Specifications are subject to change without prior notice

2009.12