

# 920i<sup>®</sup> USB Programmable HMI Indicator/Controller



Deep Universal



Universal



Panel Mount



Wall Mount



## STANDARD FEATURES

- The 920i USB shares the same hardware as the 920i
- USB interface card on Port 2
- The USB card is supported on Rev L CPU boards or later
- The 920i for USB interface requires firmware version 5.0 or higher

### Connector Types:

- Standard Type A: 920i connects to keyboard, printers\* and flash drives
- Standard Type B: 920i connects to PC

### USB Interface Functions:

- Supports weigh mode and configuration mode functions
- Supports upload of databases and .920 configuration file
- Supports download of databases, .920 configuration file, iRite, COD file, and firmware file
- Sanity checks for command errors

### Flash Drives:

- Supports USB 2.0
- Create sub directories by unit ID and database name
- Use the root directory for generic files

### Optional Washdown Connectors (see below)

- Sealed receptacle
- Connectors - cables
- USB cover - flash drive and receptacle

\* ASCII font label and ticket printers

## APPROVALS



Measurement  
Canada  
Approved



## SPECIFICATIONS

### Power:

Line voltages: 115 or 230VAC  
Frequency: 50 or 60 Hz  
Power consumption: 340 mA, maximum at 115VAC (26W) 240 mA at 230VAC (26W)

### Excitation Voltage:

10 ± VDC, 16 x 350Ω or 32 x 700Ω load cells per A/D card

### Analog Signal Input Range:

-10 mV to +45 mV

### Analog Signal Sensitivity:

0.3 μV/graduation minimum at 7.5 Hz  
1.0 μV/graduation typical at 120 Hz  
4.0 μV/graduation typical at 960 Hz

### A/D Sample Rate:

7.5 to 960 Hz, software selectable

### Resolution:

Internal resolution: 8 million counts  
Weight display resolution: 9,999,999

### System Linearity:

± 0.01% full scale

### Digital I/O:

Six I/O channels on CPU board; optional 24-channel I/O expansion boards available

### Circuit Protection:

RFI, EMI, ESD protection

### Serial Ports:

Four ports on CPU board support up to 115,200 bps; optional dual-channel serial expansion boards available  
Port 1: Full duplex RS-232  
Port 2: USB Type A and Type B connectors  
Port 3: Full duplex RS-232, 20 mA output  
Port 4: Full duplex RS-232, 2-wire RS-485, 20 mA output

### Display (W x H):

4.6 x 3.4 in (116 W x 86 mm H), 320 x 240 pixel  
VGA Liquid Crystal Display (LCD) module with adjustable contrast.  
Transmissive display - standard  
Transflective display - option

### Keyboard:

27-key membrane panel, tactile feel

### Operating Temperature:

Legal: 14°F to 104°F (-10°C to +40°C)  
Industrial: 14°F to 122°F (-10°C to +50°C)

### Weight:

Universal enclosure: 9.5 lb (4.3 kg)  
Wall Mount enclosure: 23.0 lb (10.4 kg)  
Panel Mount enclosure: 8.5 lb (3.9 kg)  
Deep Universal: 11 lb (5.0 kg)

### Rating/Material:

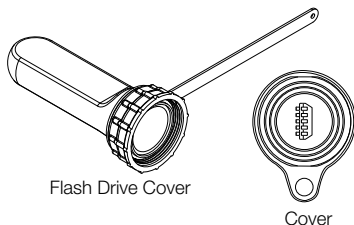
NEMA 4X/IP66, stainless steel

### Warranty:

Two-year limited warranty

### Approvals:

NTEP CC 01-088, Class III/III 10,000  
Measurement Canada AM-5426, Class III/III HD 10,000  
OIML UK 2658, 6,000/10,000  
CE marked  
UL & C-UL listed (Universal, Deep and Wall Mount Enclosure)  
Custom Wall Mount approved for 508A (Optional)  
Panel Mount UL recognized



Flash Drive Cover

Cover

Unsealed Connectors

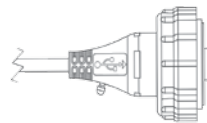


Type B

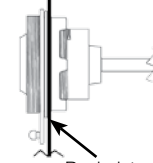


Type A

Sealed Connector



Sealed Receptacle



Backplate

Washdown components (see options/accessories)

**920i® USB** Programmable HMI Indicator/Controller

**PART NUMBER/PRICE**

PART #	DESCRIPTION	EST. SHIP WEIGHT	PRICE
<b>Single Channel - 115 VAC †</b>			
115003	920i Universal	10 lb	Consult
115004	920i Deep Universal	12 lb	Consult
115005	920i Wall Mount, stainless steel	23 lb	Consult
115006	920i Panel Mount, stainless steel bezel	9 lb	Consult
<b>Single Channel - 230 VAC †</b>			
120062	920i Universal	10 lb	Consult
120064	920i Deep Universal	12 lb	Consult
120066	920i Wall Mount	23 lb	Consult
120069	920i Panel Mount	9 lb	Consult
<b>Single Channel - 230 VAC with Euro plug ††</b>			
120074	920i Universal	10 lb	Consult
120075	920i Deep Universal	12 lb	Consult
120078	920i Wall Mount	23 lb	Consult
120079	920i Panel Mount	9 lb	Consult
<b>Single Channel - 9-36 VDC</b>			
120080	920i Universal, 25 watt	10 lb	Consult
120081	920i Deep Universal, 25 watt	12 lb	Consult
120082	920i Wall Mount, 25 watt	23 lb	Consult
120083	920i Panel Mount, 25 watt	9 lb	Consult
<b>Dual Channel - 115 VAC †</b>			
120086	920i Universal	10 lb	Consult
120087	920i Deep Universal	12 lb	Consult
120088	920i Wall Mount	23 lb	Consult
120089	920i Panel Mount	9 lb	Consult
<b>Dual Channel - 230 VAC †</b>			
120090	920i Universal	10 lb	Consult
120092	920i Deep Universal	12 lb	Consult
120093	920i Wall Mount	23 lb	Consult
120095	920i Panel Mount	9 lb	Consult
<b>Dual Channel - 230 VAC with Euro plug ††</b>			
120096	920i Universal	10 lb	Consult
120097	920i Deep Universal	12 lb	Consult
120098	920i Wall Mount	23 lb	Consult
120099	920i Panel Mount	9 lb	Consult
<b>No A-D Channel - 115 VAC †</b>			
120100	920i Universal, without A/D channel	10 lb	Consult
120101	920i Deep Universal, without A/D channel	12 lb	Consult
120102	920i Wall Mount, without A/D channel	23 lb	Consult
120103	920i Panel Mount, without A/D channel	9 lb	Consult
<b>No A-D Channel - 230 VAC with Euro plug ††</b>			
120104	920i Universal, without A/D channel	10 lb	Consult
120105	920i Deep Universal, without A/D channel	12 lb	Consult
120106	920i Wall Mount, without A/D channel	23 lb	Consult
120107	920i Panel Mount, without A/D channel	9 lb	Consult

**OPTIONS/ACCESSORIES**

PART #	DESCRIPTION	CONNECTOR TYPE				PRICE
		Sealed		Unsealed		
		A	B	A	B	
<b>USB Options</b>						
<b>Note: connector is a male plug, receptacle is a socket</b>						
79074	Cable, unsealed connectors USB-A to USB-B, 6 feet			X	X	Consult
126478	IP68 Cable with sealed connectors, USB-A to USB-A, 3 meters	X	X			Consult
124700	IP68 Cable with sealed connectors, USB-A to USB-B, 3 meters	X	X			Consult
126477	IP68 Cable with USB-A sealed connector, unsealed USB-A connector	X		X		Consult
124701	IP68 Cable with USB-A sealed connector, unsealed USB-B connector, 3 meters	X			X	Consult
124702	IP68 Cable with USB-B sealed connector, unsealed USB-A connector, 3 meters		X	X		Consult
126476	Receptacle USB-A sealed to unsealed USB-A connector, 0.5 meter	X		X		Consult
124703	Receptacle USB-A sealed to unsealed USB-B connector, 0.5 meter	X			X	Consult
124704	Receptacle USB-B sealed to unsealed USB-B connector, 0.5 meter		X		X	Consult
125998*	Receptacle USB-A sealed to 5 Pin connector, 0.28 meter (internal to 920i)	X				Consult
125999*	Receptacle USB-B sealed to 5 Pin Connector, 0.28 meter (internal to 920i)	X				Consult
124694	Cover for sealed receptacles					Consult
124689	Cover for flash driver mounts on sealed receptacle					Consult
124695	Panel Plug 1.125 in diameter					Consult
125077	Rice Lake USB flash drive, 1 GB					Consult
111109	USB Interface Card					Consult
99149	Keyboard, QWERTY 109-key USB, flexible, washable					Consult

PART #	DESCRIPTION	CONNECTOR TYPE		PRICE
		Sealed	Unsealed	
126353*	Ethernet RJ-45 receptacle sealed, 0.28 meter internal to 920i (Requires Ethernet TCP/IP option installed)	X		Consult
124706	Ethernet cable with sealed connectors, 3 meters	X		Consult
124707	Ethernet cable sealed connector to unsealed connector, 3 meters	X	X	Consult

\*These options require a milled back plate which has two cutouts. If ordering only one receptacle, a plug (PN 124695) is required for the second cutout. USB enclosure parts with cutout: Part Numbers; Universal 119891, Universal Deep 115118, Wall Mount 126585



†† CEE 7/7 plug



† NEMA 5-15 plug

INDICATORS/CONTROLLERS