

1280 Enterprise™ Series

PROGRAMMABLE HMI
INDICATOR/CONTROLLER
WITH COLOR TOUCHSCREEN



RICE LAKE®
WEIGHING SYSTEMS

800-472-6703
www.ricelake.com

1280 Enterprise™ Series

PROGRAMMABLE HMI INDICATOR/CONTROLLER
WITH COLOR TOUCHSCREEN

Unlimited Control. Infinite

Command the future
with Rice Lake's 1280 Enterprise.

The 1280 Enterprise Series programmable indicator is an innovative powerhouse, delivering uncompromising speed for today's operations and expansive options for tomorrow's requirements. More than 150 built-in functions simplify programming, and custom applications are accomplished with Rice Lake's iRite software. Explore the potential, discover the power and unlock the possibilities.


Built for Business

The 1280 is the definitive solution for complete business systems integration, shattering the barrier between operations and data. A durable color touchscreen with a seven-inch LCD display enables operators to control functions without sacrificing time or safety. Crisp visuals bring instant access to frequently used functions. Program multiple screens with customizable widgets and softkeys for an interface that is designed for your process.

Access customized
operation screens
from a web browser.



Built-in
Web Server



Resistive touch display
by operators w

Integrate into any application with
up to six additional option cards
for extended functionality.

Possibilities.



Universal, wall and panel enclosures provide versatile installation options.



Easy-mount panel style requires only five drilled holes for installation.

1280

Fits Right In

Modular design makes the 1280 a dynamic piece for the growth of any enterprise, and it is built tough to withstand even the harshest environments.

- Universal, panel or wall mount
- Vibrant, seven-inch resistive touch display can be used by operators wearing gloves
- Industrial-grade components
- Stainless steel NEMA Type 4X enclosures
- IP69K rated protection for universal and panel mount

Prolific Communication

Unparalleled onboard capabilities allow seamless integration with existing equipment.

- Standard Ethernet TCP/IP, Wi-Fi, USB, Bluetooth® and RS-232/485
- Built-in web server creates a new dimension in remote access, systems integration and data monitoring
- Manage and access critical information from anywhere on the network with handheld devices, printers, PLCs or PCs
- Create a custom database to store valuable information, including ID numbers, transactions, formulas, label formats and more

Future Proof

The 1280 Enterprise is a leap forward in technology, empowering your operation with control of today and command of the future.

- Highly customizable graphical user interface
- Able to power up to eight scales
- Single or multi-range/interval weighing functions
- Programmable through iRite to store/retrieve data with an onboard database storage of 485 MB
- Limitless programmability
- Freescale i.MX6 processor takes multitasking to the next level
- Micro SD card (up to 32 GB) for custom boot-loading graphic, iRite applications and configuration files

Room To Grow

The 1280 utilizes real-time processing and achieves unprecedented multitasking performance. With industry-leading onboard capabilities, you may never need to add an option card; however, the 1280 is easily expandable.

- Advanced batch engine with latching for 24 setpoint conditions automates daily tasks and can handle even the most complex routines
- Six smart card slots for additional scale channels, serial ports, digital inputs and outputs, analog inputs and outputs, and protocol interfaces
- Smart option cards incorporate a microprocessor within the card to manage card-specific functions, allowing the CPU to maintain real-time processing with optimal performance

... can be used
wearing gloves.

1280 Enterprise™ Series

PROGRAMMABLE HMI INDICATOR/CONTROLLER
WITH COLOR TOUCHSCREEN

Standard Features

- Six option cards that support:
 - scale channels
 - analog input and outputs
 - serial ports
 - various protocol interfaces
 - digital input and outputs
 - four-channel dry-contact relay
- Eight digital I/O for control and pulse count
- More than 150 built-in functions for programming
- Customize applications and data tables with iRite™ software
- Seven-inch, 800 x 480 pixel, graphical LCD display that adjusts for ambient light conditions
- Five-wire resistive color touchscreen that can be used with gloves
- 100 setpoints, 24 configurable setpoint types
- 22 soft keys with 10 user-defined
- Selectable A/D measurement rate up to 960/second
- Three different enclosure types: universal with desk tilt stand, panel mount and wall mount
- Keypad for scale operations, numeric entry and navigation
- Supports a displayed keyboard during entry mode or an external keyboard
- Single and dual channel A/D cards to drive up to sixteen 350 ohm load cells per A/D card
- Four and six wire load cell connectivity
- Multi-range/interval weighing functions for up to eight scales:
 - analog load cell scale
 - total scales
 - serial scales
 - program scales
- Two RS-232 and RS-485 serial ports
- USB, Ethernet TCP/IP, WiFi and Bluetooth® standard
- Multi-language operation for English, Spanish, French, Portuguese, Italian, German, Dutch, Danish, Swedish, Russian, Ukrainian, Hebrew, Chinese, Turkish, Thai, and Arabic (operator screens only)

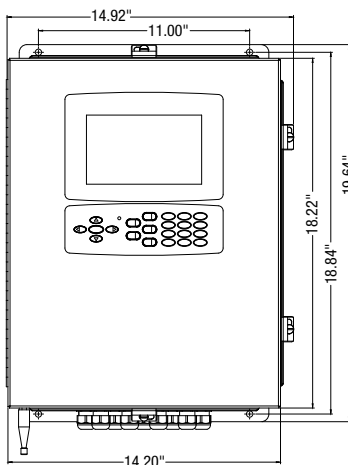
Specifications

Power AC:	Line voltages: 85–265 VAC Frequency: 50 or 60 Hz Power consumption: 60 watts
Power DC:	Line voltages: 9–36 VDC Power consumption: 60 watts
Excitation Voltage:	10 ± 0.5 VDC, 16 x 350Ω or 32 x 700Ω load cells per A/D card
Analog Signal Input Range:	-78mV to +78mV
Analog Signal Sensitivity:	1.0µV/graduation minimum @ 7.5 Hz–120 Hz 4.0µV/graduation typical at 960 Hz
A/D Sample Rate:	7.5 to 960Hz, software selectable
Digital Filter:	Software selectable, three stage, adaptive or damping
Resolution:	Internal resolution: 8 million counts Weight display resolution: 9,999,999
System Linearity:	± 0.01% full scale
Digital I/O:	Eight I/O channels on CPU board; optional 24-channel I/O expansion boards available
Circuit Protection:	RFI, EMI, EFT, ESD protection
Onboard:	Microprocessor: Freescale i.MX6 Embedded Linux® OS 8 GB eMMC (system use) 1 GB DDR3 RAM 485 MB on board database (SQLite) storage Up to 32 GB micro SD card
Communication:	Port 1: full duplex RS-232, RS-485 or RS-422 Port 2: full duplex RS-232, RS-485 or RS-422 Port 3: USB 2.0 host (type A) Port 4: USB 2.0 device (type micro) Bluetooth® SPP 2.1+EDR, Ethernet, Wi-Fi
Operating Temperature:	Legal: 14°F to 104°F (-10°C to 40°C) Industrial: -4°F to 131°F (-20°C to 55°C)
Rating:	NEMA Type 4X/IP66 wall enclosure NEMA Type 4X/IP69K universal and panel mount
Material:	Stainless Steel
Warranty:	Two-year limited warranty

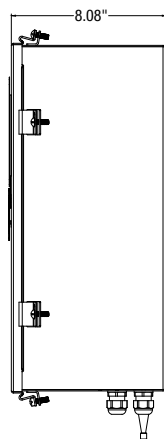
Approvals



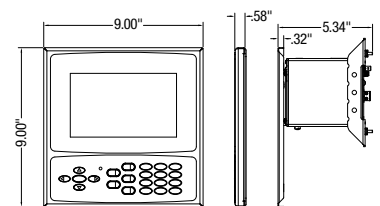
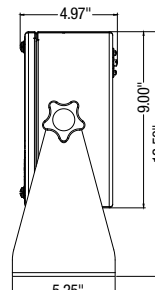
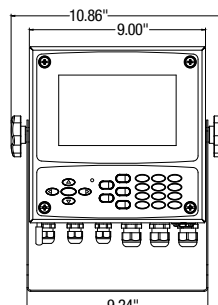
Measurement
Canada
Approved



Wall Mount



Universal



Panel Mount

Your Rice Lake Weighing Systems distributor is:

RICE LAKE
WEIGHING SYSTEMS

230 W. Coleman St. • Rice Lake, WI 54868 • USA
TEL: 715-234-9171 • FAX: 715-234-6967 • www.ricelake.com

An ISO 9001 registered company © 2015 Rice Lake Weighing Systems PN 173152 12/15
Specifications subject to change without notice.